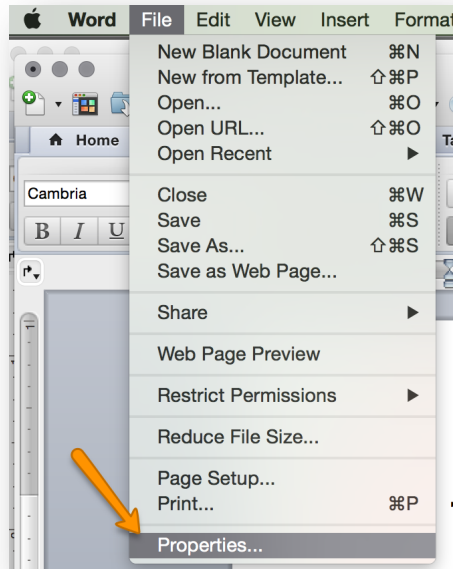


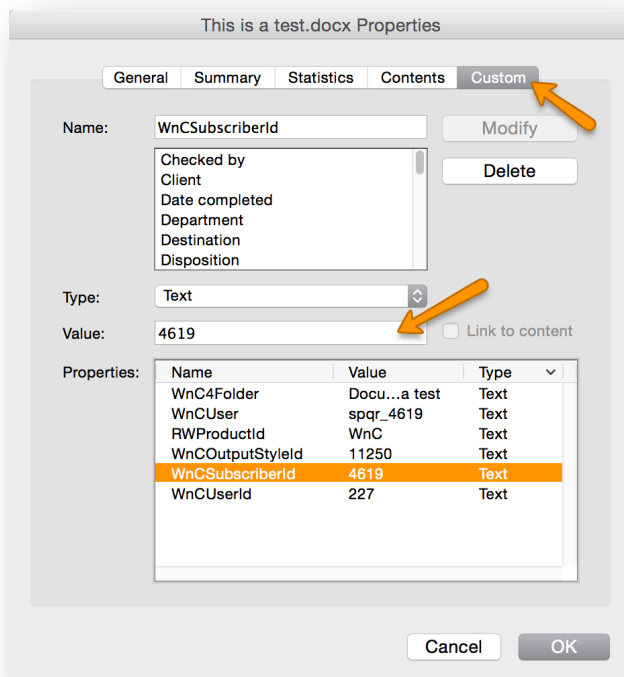
If you started writing a paper with Write-N-Cite (WNC) while your account was on the Scholars Portal server and you have now moved to the RefWorks servers, you will need to update a setting in order to be able to continue working on your paper.

Here is what you will need to do:

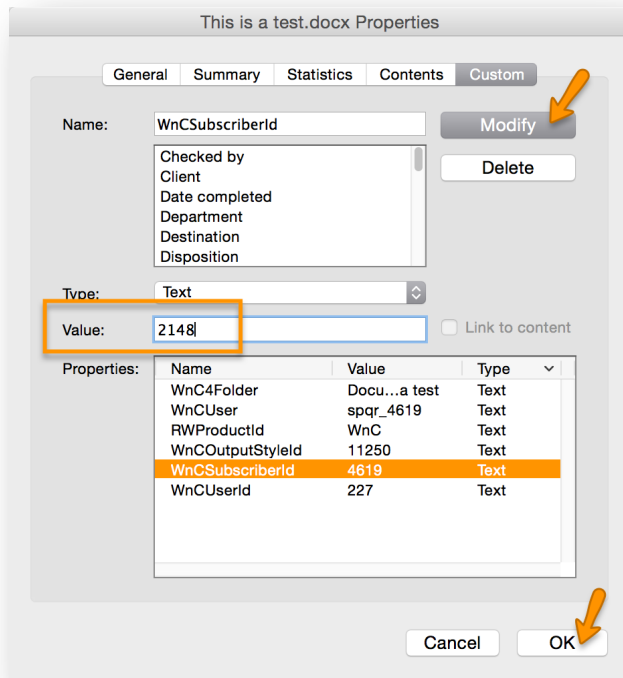
1. With your Word document open, go to the **File** menu and click on the **Properties** option.



2. Click on **Custom** tab of the **Properties** panel and click on **WnCSubscriberId** field and in the **Value** field, replace the current number (whatever it is) with **3518**



3. Click **Modify** and then **OK**.



4. You might need to log out of WNC and back in if it does not take immediately.